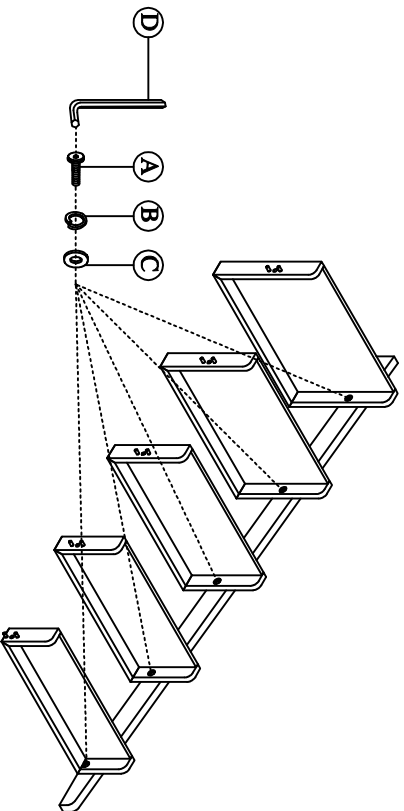
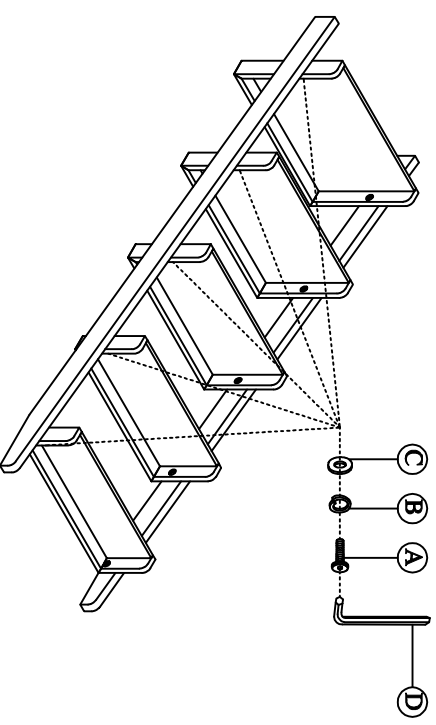


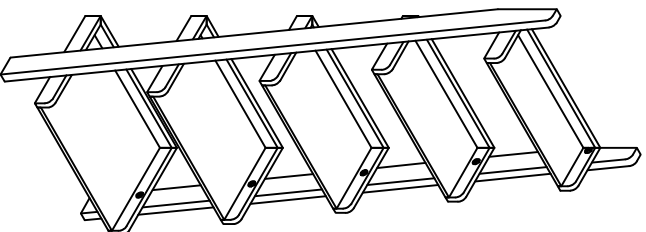
Step 1



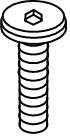



Step 2



Picture



- During assembly, hand tighten bolts only.
 When the bolts are in place, tighten completely.
 Please **DO NOT** use power tool such as drill or electric screwdrivers
 which could cause irreparable damage to the product.

Parts List	A		10 Pcs	B		10 Pcs	C		10 Pcs	D		1 Pc
		Bolt M8x35mm			Lock washer Ø8			Washer Ø8/Ø18		Allen key		